







Theme: Author Study-Eric Carle				Dates: December 7-December 11	
	Monday	Tuesday	Wednesday	Thursday	Friday
Book	Brown Bear, Brown Bear, What Do You See?	Does A Kangaroo Have A Mother Too?	Brown Bear, Brown Bear, What Do You See?	Does A Kangaroo Have A Mother Too?	Panda Bear, Panda Bear, What Do You Hear?
Song, Poem, Rhyme	Little Bo-Peep	All Around The Mulberry Bush	Hickory, Dickory, Dock	Little Bo-Peep	All Around The Mulberry Bush
Signs	Bear, Book, Sheep	Bear, Book, Sheep	Bear, Book, Sheep	Bear, Book, Sheep	Bear, Book, Sheep
Realia	Books	Clothing with Pockets	Clock	Clothing with Pockets	Clock
Gross Motor/Tummy Time	"Shake, Rattle, and Roll" Work on the skill of shaking rattles and musical instruments	"First Steps" Encourage steps between 2 teachers.	"Shake, Rattle, and Roll" Work on the skill of shaking rattles and musical instruments	"First Steps" Encourage steps between 2 teachers.	"Shake, Rattle, and Roll" Work on the skill of shaking rattles and musical instruments
Fine Motor	Grasp and Pincer Grip	Grasp and Pincer Grip	Grasp and Pincer Grip	Grasp and Pincer Grip	Grasp and Pincer Grip
Conversation Starters	Who's in the Mirror?	What's in The Pocket?	Who's in the Mirror?	What's in The Pocket?	Who's in the Mirror?

Weekly Intentional Activities	Two Eyes, Too 	Brown Bear, Brown Bear 
	Shake, Shake, Shake 	Your Hand and Mine 
Home/School Connection: Use bedtime as an opportunity to read some books by Eric Carle.		



Title: Two Eyes, Too!
Domain: Citizen

Theme: Author Study



Vocabulary Words: Two, eyes, ears, family, one, nose, chin

Materials:

Does a Kangaroo Have a Mother, Too? by Eric Carle
Classroom family photo gallery

Process:

After reading *Does a Kangaroo Have a Mother Too?*, bring the infant to the classroom family photo gallery. Say, "Here are some mommies and babies! Let's find [Child's name]'s mommy." Encourage the infant to find his/her mommy's photo. Talk with the infant about similarities. Say, "Mommy has two eyes and [Child's name] has two eyes." Continue to name chin, ears, nose, and mouth. Show the infant some of the other families, too.

Objective/Purpose:

The younger infant becomes aware of self.
The older infant develops a growing sense of capabilities.

Framework Link: SED 34, 36

Modifications Upward -↑

Ask the infant to point to mommy's eyes, then his eyes. Continue to ask the infant to point to photos of other children as you name them. Provide acknowledgement.

Modifications Downward -↓

Show the infant the photo of his family. Point to the photo. Say this is [Child's name]'s family. Talk with the infant. Name all the other infants and their families.

Extend the Activity: Play with baby dolls, pointing out body parts similar to theirs.

Title: Did You Ever See A Snake
Baking A Cake

Domain: Scholar

Theme: Author Study



Vocabulary Words: Bowl, spoon, mix, flour, oil, water, stir

Materials:

Recipe for salt-free playdough (see Resource Pages)

Large bowl

Spoon

Flour

Olive oil

Water

Process:

Pre-measure ingredients and place in covered portable containers until ready for use. Sit on the floor with the infants.

As you proceed to make the playdough, map all your actions for the infant. Say, "This is a bowl; I am going to put the flour into the bowl."

Objective/Purpose:

The infant uses motions, sounds, gestures, signs, and some words to communicate.

Acknowledge the infants' utterances. Allow sufficient wait time.

Show excitement and pleasure at infant's attempts to speak.

Framework Link: LC6

Modifications Upward - ↑

Expand on the infants' attempts to use words.

Modifications Downward - ↓

Expand on any vocalizations that the child makes.

Extend the Activity: Sing the song, "Down by the Bay" (see Song and Rhymes Pages).

Title: Shake, Shake, Shake
Domain: Mind

Theme: Author Study



Vocabulary Words: Shake, music, children's names

Materials:

Song: "This Old Man" (see Song and Rhyme Pages)
Shakers

Process:

Sit on the floor with infants. Give each infant a shaker. Model shaking the instrument. Next, sing the first verse of the song "This Old Man," while you shake the shaker.

Objective/Purpose:

The young infant repeats a pleasing sound or motion.
The older infant provides an action to get a resulting event to occur.

Then, sing to the tune of "This Old Man" and simply say, "Shake, shake, shake, shake, shake, shake. [Child's name] can shake, shake, shake."

Framework Link: CD 12, 15

Continue with the verse,
"With a nick
knack paddy
whack....."




Modifications Upward - ↑

Provide a variety of instruments for the infant to explore.

Modifications Downward - ↓

Sit with the infant and shake the instrument for him as you sing.

Extend the Activity: Make plastic bottles shakers that are sealed, to send home.

Title: Your Hand and Mine Domain: Body	Theme: Author Study 
Vocabulary Words: Hand, touch, fingers, wet, clean	
Materials: <i>Does a Kangaroo Have a Mother, Too?</i> by Eric Carle Construction paper Finger paint Paper towels Soap and water	Process: Following the reading of <i>Does a Kangaroo Have a Mother, Too?</i> , talk to the infant about hands. Explain that Mommy has a hand and [Child's name] has a hand. Explain that you are going to put wet paint on his hands. Assist in making an infant handprint. Map your actions to the infant. Say, "The paint is wet; we are going to put the wet paint on the paper." Likewise, explain the cleaning up process to the infant. At drop off or pick up invite Mom or Dad to place their prints on the same paper. Display for revisiting.
Objective/Purpose: The infant develops eye/hand coordination and more intentional hand control	
Framework Link: PW 23, 25	
Modifications Upward - ↑ Encourage the infant to use a stubby paint brush to explore the paint on paper.	Modifications Downward - ↓ Gently paint infant's hand and make a print.
Extend the Activity: Make a classroom mural with all the infant prints and include teacher hand prints.	